


General warnings



Install in an upright position far from any possible infiltration of water.



Install far from any sources of excessive heat (eg. exhaust manifold).



Install far from the ignition coil and pass the wiring far from the high voltage cables.



Make good electrical connections without using a "current tap".
Bear in mind that the best connection is duly insulated welding.



Never open the processor box for any reason whatsoever, especially with the engine running or the panel switched on.
A.E.B. disclaims all liability for any damage or injury deriving from unauthorized personnel tampering with its device.

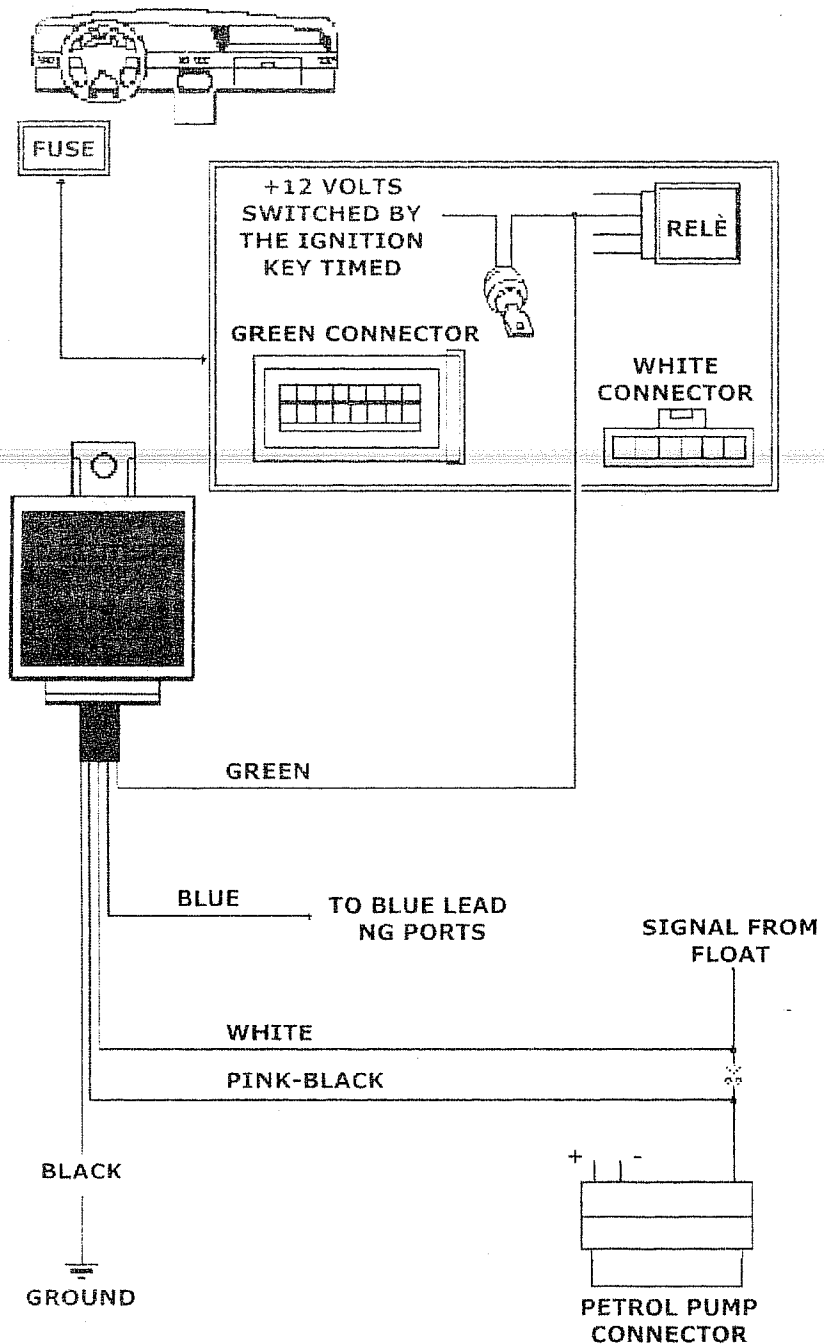
Principle functioning

On cars of the latest generation, which are usually equipped with a trip computer, the petrol gauge is not updated as it was in previous systems that only detected the signal from the float in the tank. Instead, the computer in today's new systems calculates the fuel consumption and lowers the level displayed on the petrol gauge according to the number of kilometers travelled and the conditions of operation. However, during operation with NATURAL GAS, the trip computer continues to decrease the petrol level shown on the gauge, which makes it impossible to know the true level in the tank. The AEB393 emulator eliminates this problem by re-establishing the correct fuel level on the gauge about 1 minute after the vehicle is shut off.

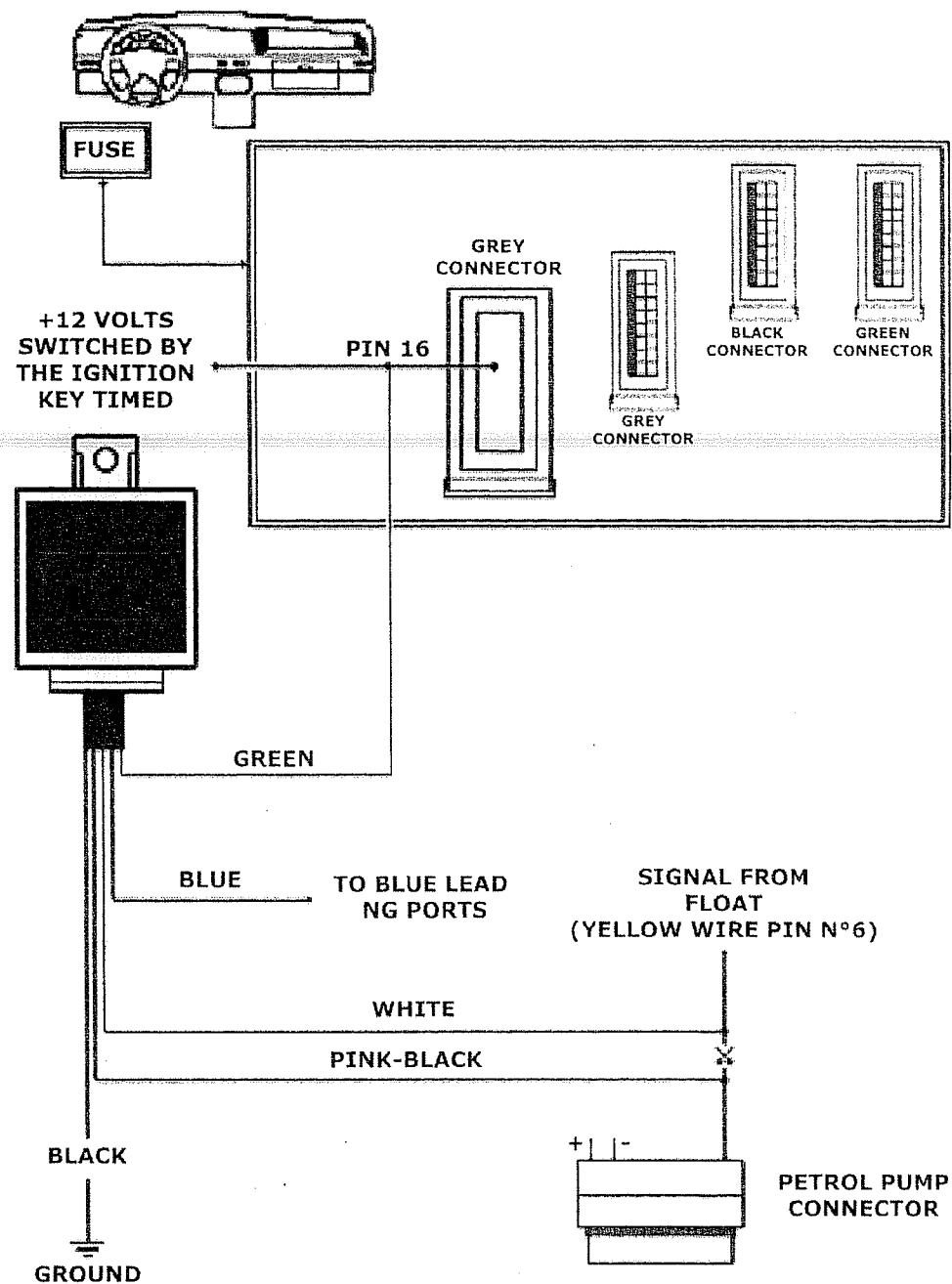
Vehicles recommended for installation of this unit

- PEUGEOT 407 1.8 16V YEAR 2003/2004 (Diagram 1)
- PEUGEOT 1007 1.4 Engine KFV (Diagram 2)

Installation Diagram N°1



Installation Diagram N°2



Warranty Certificate

Dear Customer,

thank you for the trust you have shown in **A.E.B.** by purchasing this product. **A.E.B.** puts all its products through severe quality tests; if in spite of these checks the product malfunctions, please call the installer immediately for the necessary checks or work.

- General rules of warranty

A.E.B. guarantees the good operation of this product and its immunity from manufacturing defects and flaws. If during the warranty period the product should turn out to be defective, **A.E.B.** will take upon itself the necessary repairs or replacements, entrusting the work preferably to the original installer, otherwise a person designated by common agreement. Replacements of defective parts shall be made ex works **A.E.B.** with freight to be paid by the consignee. For the accessories or components not of **A.E.B.** manufacture, only the warranties acknowledged by the third-party manufacturers hold.

This warranty is the only one given by **A.E.B.**, all others therefore being excluded. No liability, except in the case of fraud or grave offence, may be charged to **A.E.B.** for damage or injury to anything or anything deriving from the product malfunctioning. This warranty is only operative for those who are up-to-date with their payments.

- Terms

Warranty shall be acknowledged for a period of **24 months from the date printed on the product** with indelible paint. Warranty shall only hold if at the time of purchase the product is well conserved and integral in its packing and packaging prepared by **A.E.B.** which are the only ones assuring its origin and adequate protection.

- Exclusions from warranty

This warranty does not cover:

- periodical checks, maintenance, repairs or replacement of parts due to normal deterioration.
- Malfunctioning due to negligence, bad installation, improper use or use that is not in conformity with the technical instructions provided and in general any malfunctioning that cannot be traced to manufacturing defects and flaws in the product and therefore to the responsibility of **A.E.B.**.
- Products modified, repaired, replaced, fitted and anyhow tampered with by anyone without prior written authorization from **A.E.B.**.
- Accidents originating in causes of force majeure or other causes (eg. water, fire, lightning, bad ventilation, etc.) beyond the control of **A.E.B.**.


No one may resell or install products with manufacturing defects or flaws that are identifiable with normal conscientiousness.

The competent Court for any disputes regarding the interpretation and execution of this warranty is solely the Court of Reggio Emilia.


Avvertissements généraux



Installer en position verticale loin de toute infiltration d'eau éventuelle.



Installer loin d'une source de chaleur trop élevée (ex: collecteur d'échappement).



Installer loin de la bobine d'allumage et passer le câblage loin des câbles de haute tension.



Effectuer les connexions dans les règles de l'art. **Il est rappelé que la meilleure connexion est la soudure adéquatement isolée.**



N'ouvrir sous aucun motif le boîtier du Emulateur, surtout avec le moteur en marche ou le tableau activé.

A.E.B. décline toute responsabilité en cas de dégâts à des personnes ou à des biens provoqués par la manipulation de son dispositif par un personnel non autorisé.